


12 Volt Plastic Pumps

Proactive® Standard Plastic Pump Line



Powered by 12 volt dc power
Easily fits into 2" and larger diameter wells



EPA low flow sampling compliant: Proactive Environmental Products® 12 Volt Plastic Standard Pump Line can achieve 10 mL/s per minute

Standard Plastic Pump Line Page 1

WWW.PROACTIVEDIRECT.BIZ
JAY@PROACTIVEDIRECT.BIZ



TOLL FREE PHONE: 1.877.99.HYDRO Ext. 101
(49376)
LOCAL PHONE: 1.941.243.3930

12 Volt Plastic Pumps

Proactive® Standard Plastic Pump Line



Proactive® 12 Volt Plastic Standard Pump Line

Celebrating 25 years manufacturing groundwater sampling equipment

Proactive Environmental Products® understands your need for reliable, accurate, field-efficient groundwater pump systems and supplies. The 12 Volt Plastic Standard Pump Line offers improved time efficiency, greater sample accuracy, and makes for a more enjoyable groundwater sampling and monitoring experience.

This is our promise to you!

ABOUT THE PROACTIVE® 12 VOLT PLASTIC STANDARD PUMP LINE

Applications: Portable use for purging, purge sample, or low flow sampling

BENEFITS

- Auto priming and field-ready right from the box (*no priming needed!*)
- Simple to use: Connect tubing, connect pump to 12 volt DC source, and it's ready to work
- Designed for harsh groundwater conditions
- Sleek dome shape designed to minimize well hang-up
- Each pump comes field-ready complete with wire, connectors, dome-shaped inlet filter screen installed, along with quick-connector alligator clamps to connect directly to a 12 volt battery
- Rated for 400+ hours under harsh conditions. (*Customers who use these pumps primarily for purge volume and low flow sampling report getting double to triple the 400 hours!*)
- Can run continuously in water without the need for a cool down! (*not recommended for 24+ hour pump test – please inquire for pumps that are designed for 24+ hour pump tests*)

FEATURES

- Manufactured using 100% virgin plastic, PVC coated wire
- Run pump directly from your vehicle battery, Proactive® 60 Amp Power Pack or portable 12 Volt AGM battery (*Please inquire for suitable portable battery for your pump*)
- EPA low flow sampling compliant when used with the Proactive Environmental Products® Low Flow Sampling Controller
- All plastic standard pumps are compatible with Proactive® Low Flow Sampling Controller that can achieve 40-100 mL/s per minute
- To get lower flow than 40-100 mL/s per minute consider using Proactive® low flow valve in conjunction with the controller. (*NOTE: do not valve pump without the use of Proactive® Low Flow Sampling Controller*)
- Low flow valve sold separately – please inquire
- Backflow-prevention available. Ask about our non-return check valves

Specifications may change without notice

Tips: Maximize the life of your pump: Clean your pump after every use and apply SS hose clamp on tube and pump discharge!
Eliminate down-time: Keep a DC volt meter with your 12 volt pumps and pump systems!

Standard Plastic Pump Line Page 2

12 Volt Plastic Pumps

Proactive® Standard Plastic Pump Line




Powered by 12 volt dc power
Easily fits into 2" and larger diameter wells

Cyclone® Pump

lift: 25 feet* / 8 meters*


Item: P-10100



Mini-Typhoon® Pump

lift: 40 feet* / 12 meters*


Item: P-10150



Typhoon® Pump

lift: 50 feet* / 15 meters*

Item: P-10200



Tempest/Twister® Pump

lift: 60 feet* / 18 meters*


Item: P-10250



Mini-Monsoon® Pump

lift: 70 feet* / 21 meters*

Item: P-10300



Super Twister® Pump

lift: 85 feet* / 26 meters*

Item: P-10275



Tornado® Pump

lift: 100 feet* / 31 meters*


Item: P-10330



Supernova® 70

lift: 70 feet* / 21 meters*

Item: PSN-10000



Abyss® Pump

lift: 220 feet* / 67 meters*

Item: P-10380



Proactive® Low Flow Sampling Controller

Item: PA 10800

Heavy duty reinforced plastic case



Low Flow & Variable Speed Dial

Battery Clamps

Pump Connector

*Depth to Water (DTW)

Specifications may change without notice

12 Volt Plastic Pumps

Proactive® Standard Plastic Pump Line



Proactive® Plastic Standard Pump Line Accessories

Customers Who Purchase 12 Volt Plastic Standard Pump Line Also Purchase

FULLY STOCKED TUBING WAREHOUSE!

3/8" x 1/2" od Tubing: 100' and 500' spools;
PVC, Low Density Polyethylene,
High Density Polyethylene, FEP
(Teflon®) lined Polyethylene tubing



BACK-FLOW PREVENTION

Proactive® Non Return Check Valve



HydroLine™ 800cm² .45 Inline Micron Filter

When Metals Matter
why take a chance
with your samples?

HydroLine®
300cm², 600cm² & 800cm²
.45 Inline Micron Filters



Ensuring the highest quality with
responsible tracking by batch guaranteed!
Options for low, medium, medium-high
and high turbidity capacity .45 filters

PROACTIVE® LOW FLOW VALVE



Specifications may change without notice

Tips Maximize the life of your pump: Clean your pump after every use and apply SS hose clamp on tube and pump discharge!

Eliminate down-time: Keep a DC volt meter with your 12 volt pumps and pump systems!

EPA low flow sampling compliant: Proactive Environmental Products® 12 Volt Plastic Standard Pump Line can achieve 10 mL/s per minute

12 Volt Plastic Pumps

Proactive® Standard Plastic Pump Line




Powered by a 12 volt battery
Easily fits into 2" and larger diameter wells

Cyclone® Pump

Lifts up to 25 feet* (8 meters*)

Designed for purge and low flow sampling
Its reliable design is suitable for continuous sampling and purging groundwater.



PUMP DEPTH IN FEET	GALLONS PER MIN	SPECIFICATIONS	
3	2.00	WATT CONSUMPTION:	60 WATTS (MAX)
10	1.00	DC VOLT RECOMMENDATION:	12-15 At Source
20	0.35	AMP CONSUMPTION (MAX):	4 AMPS
25	0.25	MEASUREMENTS:	LENGTH 7" / DIAMETER: 1.82"
30	N/A	OPTIONAL:	LOW FLOW SAMPLING CONTROLLER
		REQUIRED TUBING:	3/8" or 1/2" ID TUBING
		SUPPLIED WITH:	35 FEET OF HEAVY DUTY 12 GAUGE WIRE QUICK DISCONNECT PLUG & BATTERY CLAMPS

This pump is not engineered to be dedicated in liquid 24 hours a day.
 Specifications may change without notice

Depth to Water (DTW)

Mini-Typhoon® Pump

Lifts up to 40 feet* (12 meters*)

Its reliable design is suitable for continuous sampling and purging groundwater.



PUMP DEPTH IN FEET	GALLONS PER MIN	SPECIFICATIONS	
3	2.50	WATT CONSUMPTION:	105 WATTS (MAX)
10	2.20	DC VOLT RECOMMENDATION:	12-15 At Source
20	2.00	AMP CONSUMPTION (MAX):	7 AMPS
25	1.50	MEASUREMENTS:	LENGTH 12" / DIAMETER: 1.82"
30	1.00	OPTIONAL:	LOW FLOW SAMPLING CONTROLLER
40	0.25	REQUIRED TUBING:	3/8" or 1/2" ID TUBING
		SUPPLIED WITH:	50 FEET OF HEAVY DUTY 12 GAUGE WIRE QUICK DISCONNECT PLUG & BATTERY CLAMPS

This pump is not engineered to be dedicated in liquid 24 hours a day.
 Specifications may change without notice

*Depth to Water (DTW)

Tips Maximize the life of your pump: Clean your pump after every use and apply SS hose clamp on tube and pump discharge!
 Eliminate down-time: Keep a DC volt meter with your 12 volt pumps and pump systems!

EPA low flow sampling compliant: Proactive Environmental Products® 12 Volt Plastic Standard Pump Line can achieve 10 mL/s per minute

12 Volt Plastic Pumps

Proactive® Standard Plastic Pump Line



Powered by a 12 volt battery
Easily fits into 2" and larger diameter wells

Typhoon® Pump

Lifts up to 50 feet* (15 meters*)

Its reliable design is suitable for continuous sampling and purging groundwater.



PUMP DEPTH IN FEET	GALLONS PER MIN	SPECIFICATIONS	
3	3.00	WATT CONSUMPTION:	120 WATTS (MAX)
10	2.30	DC VOLT RECOMMENDATION:	12-15 At Source
20	2.00	AMP CONSUMPTION (MAX):	8 AMPS
25	1.50	MEASUREMENTS:	LENGTH 12" / DIAMETER: 1.82"
30	1.00	OPTIONAL:	LOW FLOW SAMPLING CONTROLLER
40	0.60	REQUIRED TUBING:	3/8" or 1/2" ID TUBING
50	0.25	SUPPLIED WITH:	60 FEET OF HEAVY DUTY 12 GAUGE WIRE QUICK DISCONNECT PLUG & BATTERY CLAMPS


This pump is not engineered to be dedicated in liquid 24 hours a day.
 Specifications may change without notice

* Depth to Water (DTW)

Tempest/Twister® Pump

Lifts up to 60 feet* (18 meters*)

Its reliable design is suitable for continuous sampling and purging groundwater.



PUMP DEPTH IN FEET	GALLONS PER MIN	SPECIFICATIONS ;	
3	3.20	WATT CONSUMPTION:	165 WATTS (MAX)
10	2.80	DC VOLT RECOMMENDATION:	12-15 AT SOURCE
20	2.20	AMP CONSUMPTION (MAX):	11 AMPS
30	1.75	MEASUREMENTS:	LENGTH 17" / DIAMETER: 1.82"
40	1.20	OPTIONAL:	LOW FLOW SAMPLING CONTROLLER
50	0.75	REQUIRED TUBING:	3/8" OR 1/2" ID TUBING
55	0.60	SUPPLIED WITH:	70 FEET OF HEAVY DUTY 12 GAUGE WIRE QUICK DISCONNECT PLUG & BATTERY CLAMPS
60	0.40		
70	N/A		

This pump is not engineered to be dedicated in liquid 24 hours a day.
 Specifications may change without notice

*Depth to Water (DTW)

Tips Maximize the life of your pump: Clean your pump after every use and apply SS hose clamp on tube and pump discharge!
 Eliminate down-time: Keep a DC volt meter with your 12 volt pumps and pump systems!

EPA low flow sampling compliant: Proactive Environmental Products® 12 Volt Plastic Standard Pump Line can achieve 10 mL/s per minute

12 Volt Plastic Pumps

Standard Plastic Pump Line




Powered by a 12 volt battery
Easily fits into 2" and larger diameter wells

Mini-Monsoon® Pump

Lifts up to 70 feet* (21 meters*)

Its reliable design is suitable for continuous sampling and purging groundwater.



PUMPING DEPTH	GALLONS PER MINUTE	SPECIFICATIONS	
3	4.00	WATT CONSUMPTION:	195 WATTS (MAX)
10	3.20	DC VOLT RECOMMENDATION:	12-15 At Source
20	2.80	AMP CONSUMPTION (MAX):	13 AMPS
25	2.50	MEASUREMENTS:	LENGTH 20" / DIAMETER: 1.82"
30	2.20	OPTIONAL:	LOW FLOW SAMPLING CONTROLLER
40	1.50	REQUIRED TUBING:	3/8" or 1/2" ID TUBING
50	1.00	SUPPLIED WITH:	80 FEET OF HEAVY DUTY 12 GAUGE WIRE
55	0.75		QUICK DISCONNECT PLUG & BATTERY CLAMPS
60	0.60		
70	0.25		


This pump is not engineered to be dedicated in liquid 24 hours a day.
 Specifications may change without notice

Depth to Water (DTW)

Super Twister® Pump

Lifts up to 85 feet* (26 meters*)

Its reliable design is suitable for continuous sampling and purging groundwater.



PUMPING DEPTH	GALLONS PER MINUTE	SPECIFICATIONS	
3	4.00	WATT CONSUMPTION:	195 WATTS (MAX)
10	3.50	DC VOLT RECOMMENDATION:	12-15 At Source
20	3.00	AMP CONSUMPTION (MAX):	13 AMPS
30	2.90	MEASUREMENTS:	LENGTH 22" / DIAMETER: 1.82"
40	2.75	OPTIONAL:	LOW FLOW SAMPLING CONTROLLER
50	2.40	REQUIRED TUBING:	3/8" or 1/2" ID TUBING
60	2.00	SUPPLIED WITH:	90 FEET OF HEAVY DUTY 10 GAUGE WIRE
70	1.50		QUICK DISCONNECT PLUG & BATTERY CLAMPS
80	1.00		
85	0.60		
90	N/A		

This pump is not engineered to be dedicated in liquid 24 hours a day.
 Specifications may change without notice

*Depth to Water (DTW)

Tips Maximize the life of your pump: Clean your pump after every use and apply SS hose clamp on tube and pump discharge!
 Eliminate down-time: Keep a DC volt meter with your 12 volt pumps and pump systems!

EPA low flow sampling compliant: Proactive Environmental Products® 12 Volt Plastic Standard Pump Line can achieve 10 mL/s per minute

12 Volt Plastic Pumps

Standard Plastic Pump Line




Powered by a 12 volt battery
Easily fits into 2" and larger diameter wells

Supernova® 70 Pump

Lifts up to 70 feet* (21 meters*)

Why waste time with a small diameter bailer or bladder pump requiring an air compressor when the Supernova® 70 pump expedites purging and provides low flow sampling?



PUMPING DEPTH	GALLONS PER MINUTE	SPECIFICATIONS	
03	2.30	WATT CONSUMPTION:	135 WATTS (MAX)
10	2.00	DC VOLT RECOMMENDATION:	12-15 At Source
20	1.80	AMP CONSUMPTION (MAX):	9 AMPS
25	1.80	MEASUREMENTS:	LENGTH 16" / DIAMETER: 1.44"
30	1.80	OPTIONAL:	LOW FLOW SAMPLING CONTROLLER
40	1.70	REQUIRED TUBING:	3/8" or 1/2" ID TUBING
50	1.50	SUPPLIED WITH:	80 FEET OF HEAVY DUTY 12 GAUGE WIRE
55	1.40		QUICK DISCONNECT PLUG & BATTERY CLAMPS
60	1.20		
70	0.70		
85	N/A		

This pump is not engineered to be dedicated in liquid 24 hours a day.
 Specifications may change without notice


Depth to Water (DTW)

Tornado® Pump

Lifts up to 100 feet* (31 meters*)

Operates without the need of a power booster or controller!

The most demanded pump in the plastic standard pump line!



PUMPING DEPTH	GALLONS PER MINUTE	SPECIFICATIONS	
3	3.75	WATT CONSUMPTION:	210 WATTS (MAX)
10	3.50	DC VOLT RECOMMENDATION:	12-15 At Source
20	3.00	AMP CONSUMPTION (MAX):	14 AMPS
30	2.75	MEASUREMENTS:	LENGTH 27" / DIAMETER: 1.82"
40	2.50	OPTIONAL:	LOW FLOW SAMPLING CONTROLLER
50	2.00	REQUIRED TUBING:	3/8" or 1/2" ID TUBING
60	1.50	SUPPLIED WITH:	110 FEET OF HEAVY DUTY 10 GAUGE WIRE
70	1.00		QUICK DISCONNECT PLUG & BATTERY CLAMPS
80	0.50		
90	0.40		
100	0.25		

This pump is not engineered to be dedicated in liquid 24 hours a day.
 Specifications may change without notice

*Depth to Water (DTW)

Tips Maximize the life of your pump: Clean your pump after every use and apply SS hose clamp on tube and pump discharge!
 Eliminate down-time: Keep a DC volt meter with your 12 volt pumps and pump systems!

EPA low flow sampling compliant: Proactive Environmental Products® 12 Volt Plastic Standard Pump Line can achieve 10 mL/s per minute

12 Volt Plastic Pumps

Standard Plastic Pump Line



**The most rugged and universal pump on the market!
Powered by a 12 volt DC power source**

The Abyss® Pump Line

Lifts up to 220 feet* (67 meters*)

Capable of lifting up to 220 feet*, the Abyss pump is universal and engineered for use in multiple applications such as; low flow sampling, purging, well development, long-term monitoring, 24/7 run time, continual pump test, hydrocarbon recovery [LNAPL/DNAPL] and groundwater remediation. On the average provides 3,000-4,000 hour motor life! Abyss® pump fits 4" schedule 40 and larger diameter wells. Abyss® Slimline pump fits 4" scheduled 80 and larger diameter wells.



WITHOUT ABYSS BOOSTER #1		WITH ABYSS BOOSTER #1		SPECIFICATIONS	
PUMPING DEPTH	GALLONS PER MINUTE	PUMPING DEPTH	GALLONS PER MINUTE		
10	1.15	10	2.30	WATT CONSUMPTION:	60 WATTS (MAX) (without Abyss® Booster #1)
20	1.00	20	2.00	WATT CONSUMPTION:	193.50 WATTS (MAX) (with Abyss® Booster #1)
40	1.00	40	1.75	AMP CONSUMPTION (MAX):	4 AMPS (without Abyss® Booster #1)
60	0.85	60	1.65	AMP CONSUMPTION (MAX):	12.9 AMPS (with Abyss® Booster #1)
80	0.85	80	1.65	DC VOLT RECOMMENDATION:	12-15 At Source
100	0.80	100	1.50	MEASUREMENTS:	LENGTH 12" / DIAMETER: 3.82" Slimline Abyss® Diameter 3.73"
120	0.80	120	1.50	OPTIONAL:	LOW FLOW SAMPLING CONTROLLER ABYSS BOOSTER #1 PRO CONTROLLER #1
140	0.75	140	1.40	REQUIRED TUBING:	3/8" or 1/2" ID TUBING
160	0.75	160	1.40	SUPPLIED WITH:	230 FEET OF HEAVY DUTY 10 GAUGE WIRE QUICK DISCONNECT PLUG & BATTERY CLAMPS
180	0.70	180	1.25		
200	0.70	200	1.25		
220	0.50	220	1.00		
230	N/A	230	N/A		

This pump is engineered to be dedicated in liquid 24 hours a day.
Specifications may change without notice

*Depth to Water (DTW)

Abyss® Booster #1 Item: TR-14040

Double the flow rate with the Abyss® Booster #1 designed specifically for the Abyss® and Slim Line Abyss® pumps. The Abyss® pumps come standard with 230 feet of wire. Request to have us customize the wire length from 5-230 feet – no labor fee! Add up to 300 feet of wire (a cost per foot for wire only past 230 feet applies) no labor fee! Adding wire past 230 feet requires use of Abyss® Booster #1. Please allow 5 business days for customized Abyss® pumps. Specifications may change without notice



Tips Maximize the life of your pump: Clean your pump after every use and apply SS hose clamp on tube and pump discharge!
Eliminate down-time: Keep a DC volt meter with your 12 volt pumps and pump systems!

EPA low flow sampling compliant: Proactive Environmental Products® 12 Volt Plastic Standard Pump Line can achieve 10 mL/s per minute

12 Volt Plastic Pumps

Standard Plastic Pump Line



Powered by a 12 volt battery
Precise Low Flow Sampling Control at 10 mLs/Minute

Proactive® Low Flow Sampling Controller

Engineered specifically for Proactive Environmental Products® 12 volt plastic standard pump line which includes; Cyclone®, Mini-Typhoon®, Typhoon®, Tempest/Twister®, Mini-Monsoon®, Super Twister®, Tornado®, Supernova® 70 and Abyss® pumps. With the Low Flow Sampling Controller, the user can precisely control the water discharge with the turn of a knob!



Features:

- EPA low flow sampling compliant
- Light weight: 6 pounds
- Safe to use: 12 volt battery energy source
- No gas generators, air canisters or compressors needed
- Easy as 1-2-3 to use: Lower your plastic standard pump in the well to desired depth. Connect the pump connector to the controller connector. Connect the controller alligator clamps to the battery and you are ready to Sample Like a Champ®

Engineering and Design:

- Constructed of heavy-duty reinforced plastic weatherproof case
- 7 foot wire lead to battery clamps and 8 foot wire leads to pump connector
- Low Voltage Disconnect (LVD) Protects batteries from over discharging. Should your pump shut off it's an indication you may not have enough AMPS output for the pump system.
- Resettable breaker incorporated into controller
- 'Ramp Up' variable speed and low flow control dial
- 6 months parts and labor warranty

Specifications may change without notice

Tips Maximize the life of your pump: Clean your pump after every use and apply SS hose clamp on tube and pump discharge!
Eliminate down-time: Keep a DC volt meter with your 12 volt pumps and pump systems!

EPA low flow sampling compliant: Proactive Environmental Products® 12 Volt Plastic Standard Pump Line can achieve 10 mL/s per minute

Standard Plastic Pump Line Page 10

WWW.PROACTIVEDIRECT.BIZ
JAY@PROACTIVEDIRECT.BIZ



TOLL FREE PHONE: 1.877.99.HYDRO Ext. 101
(49376)
LOCAL PHONE: 1.941.243.3930